



2019 – 20 Course Selection for...



Bur Oak Secondary School

DID YOU KNOW?

- Over 300 grade 9 students in September
- Exams are written at the end of each semester
 - January and June
- Bur Oak dress code is similar to what you are used to in elementary school
- Cell phones and smart devices may be used in the halls and cafeteria.
 - Devices can be used in the classroom if permitted by the teacher

High School Schedule

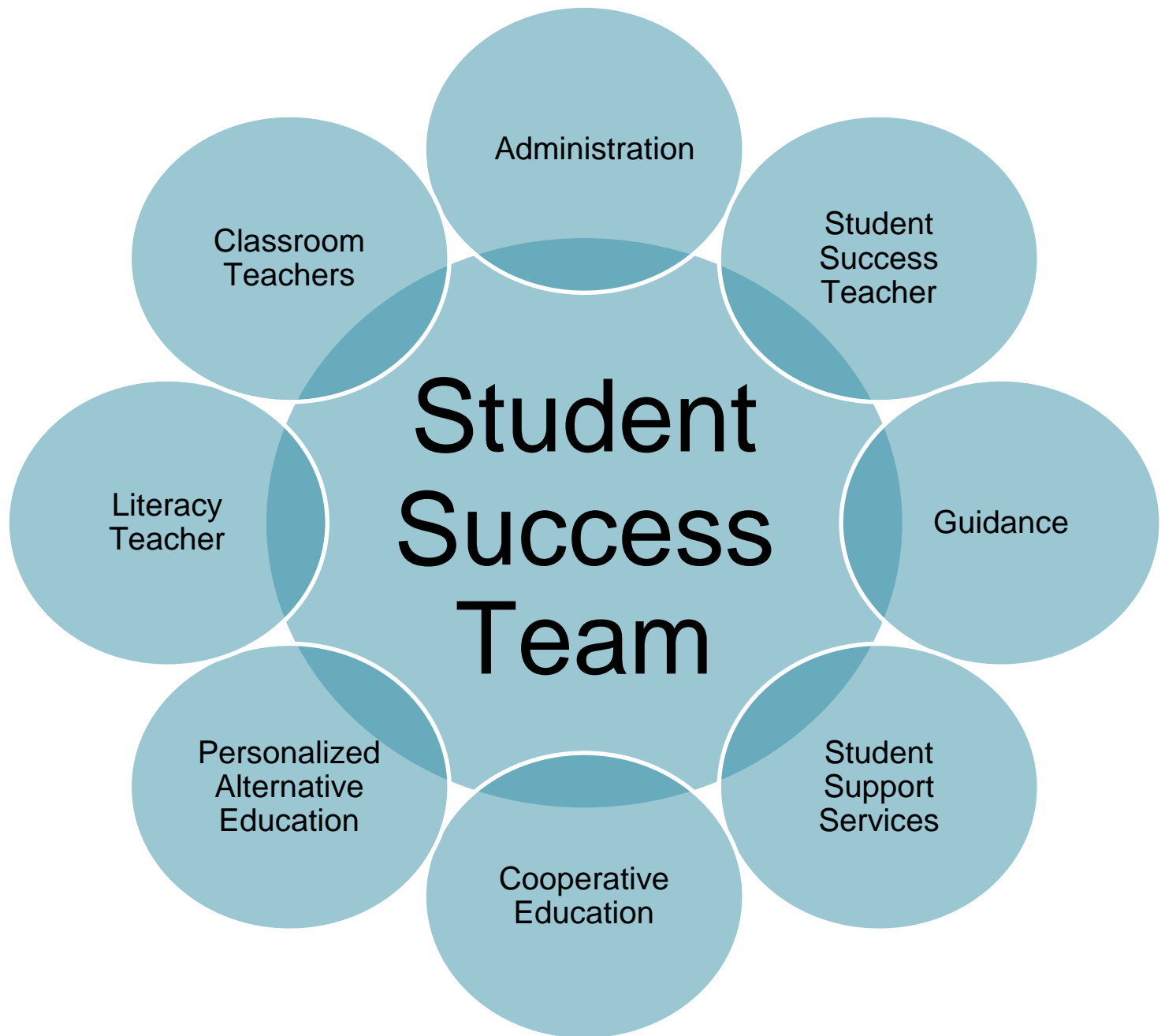
- School year is split into **two semesters**
 - Semester One: September to January (4 classes)
 - Semester Two: February to June (4 classes)
- School day consists of **five 75 minute periods**
 - Four class periods and one period for lunch

Sample Timetable

Period	Time	Semester 1	Semester 2
1	8:15 – 9:35	Geography	English
2	9:40 – 10:55	Mathematics	Business Tech
3	11:00 – 12:15	LUNCH	LUNCH
4	12:20 – 1:35	French	Science
5	1:40 – 2:55	Gym: Healthy Active Living	Visual Arts

Getting Help in High School





ESL Courses for ELL students

- ESL courses help students develop skills in English
- ESL levels A, B, C, D and E
 - Students must complete an ESL assessment with their Grade 8 teacher for placement
- Discuss your elective courses with your Grade 8 teacher
- We have ESL science, geography and drama



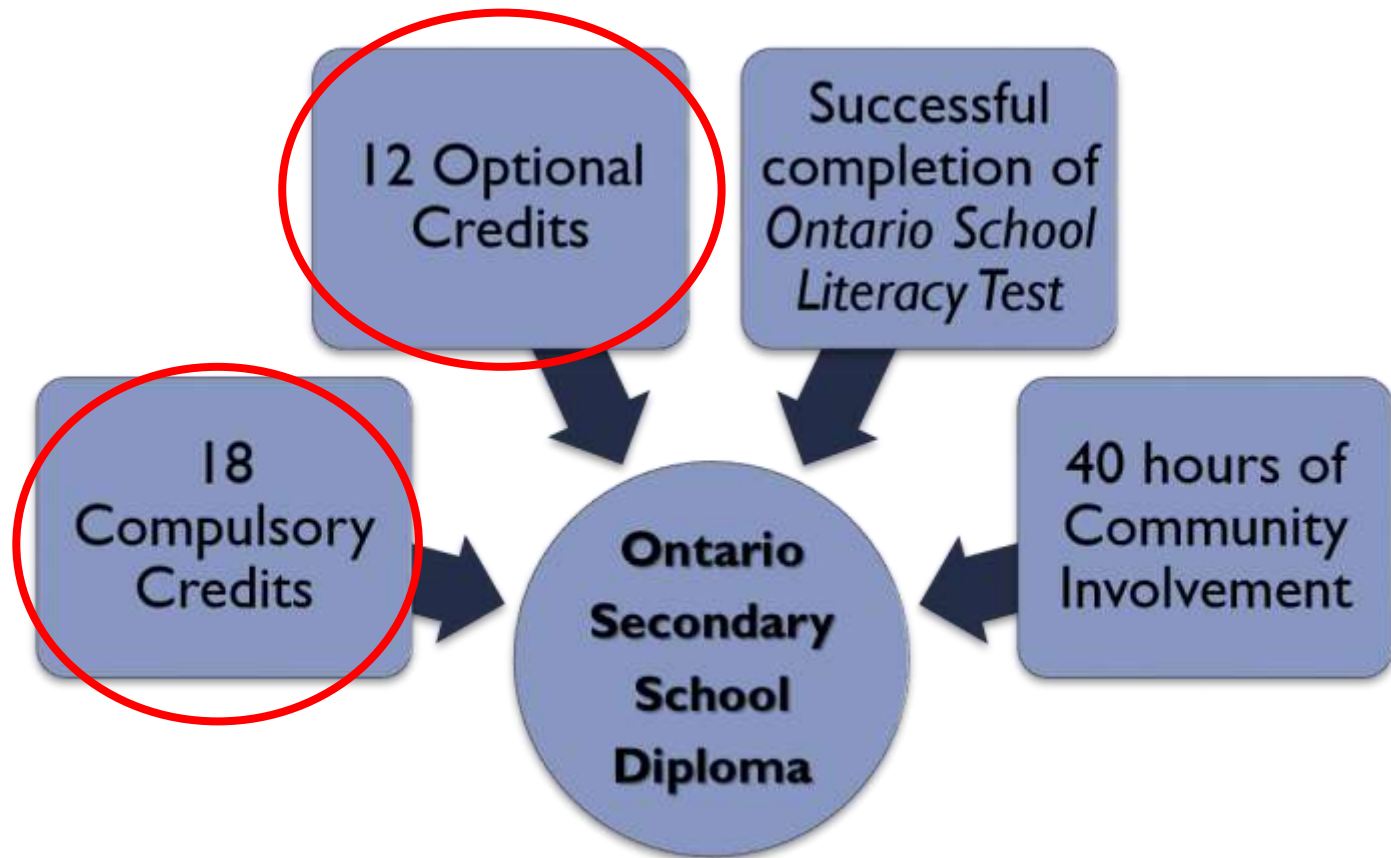
Special Education

- If you have an **Individual Education Plan (IEP)**
 - Bur Oak's Special Education department will be in touch with your grade 8 teacher about next steps
 - You are strongly encouraged to select "***Learning Strategies***" as one of your elective courses

Questions about high school graduation requirements



Diploma Requirements



Credits:

18 compulsory credits

Students must earn the following compulsory credits to obtain the Ontario Secondary School Diploma:

4	credits in English (1 credit per grade)*
3	credits in mathematics (1 credit in Grade 11 or 12)
2	credits in science
1	credit in Canadian history
1	credit in Canadian geography
1	credit in the arts
1	credit in health and physical education
1	credit in French as a second language
0.5	credit in career studies
0.5	credit in civics

In addition, students must complete:

✓	12 optional credits†
✓	40 hours of community involvement activities
✓	the provincial literacy requirement

Plus one credit from each of the following groups:

Group 1:

- English or French as a second language**
- a Native language
- a classical or international language
- social sciences and the humanities
- Canadian and world studies
- guidance and career education
- cooperative education***

Group 2:

- health and physical education
- the arts
- business studies
- French as a second language**
- cooperative education***

Group 3:

- science (Grade 11 or 12)
- technological education
- French as a second language**
- computer studies
- cooperative education***

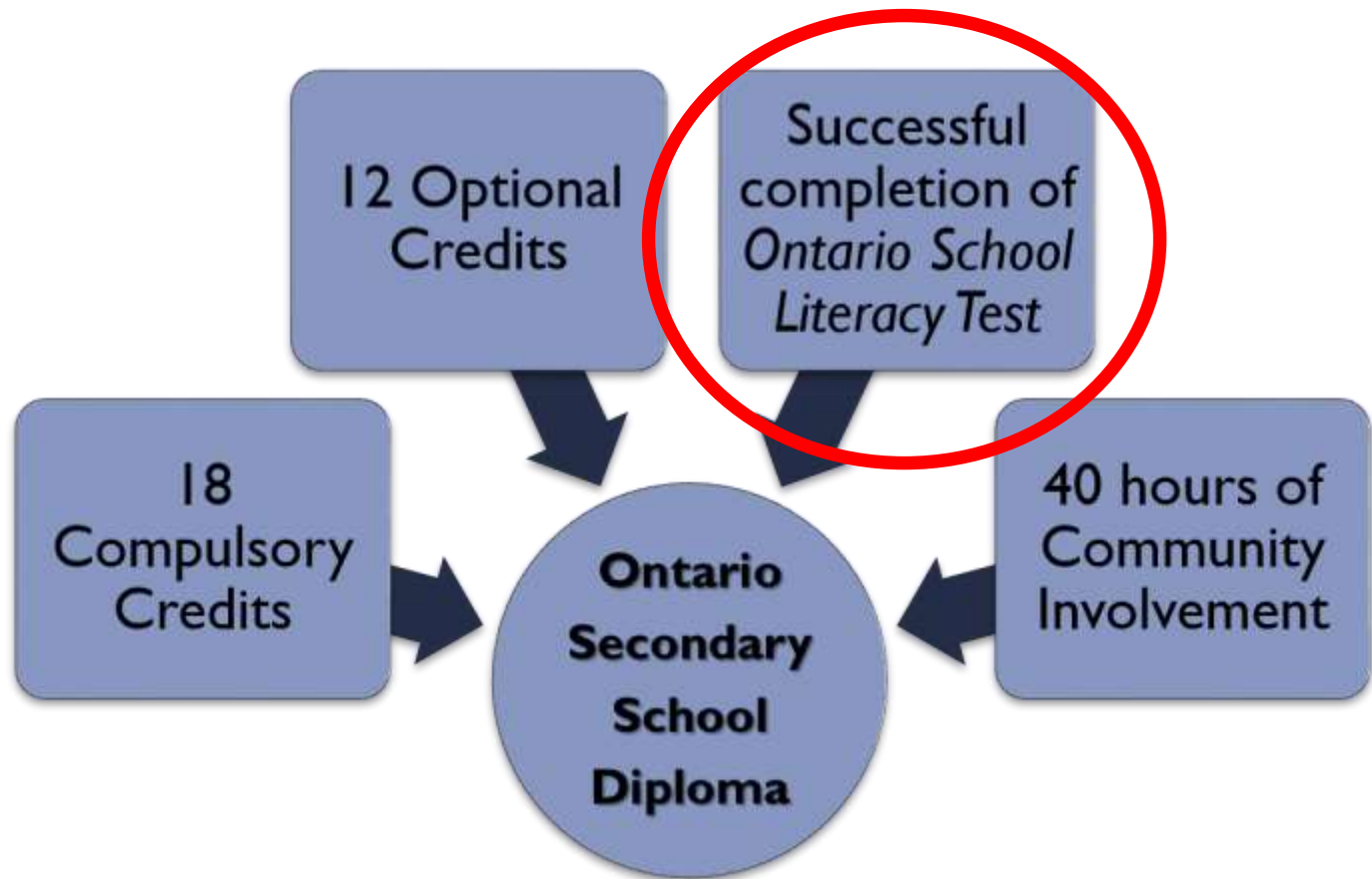
* A maximum of 3 credits in English as a second language (ESL) or English literacy development (ELD) may be counted towards the 4 compulsory credits in English, but the fourth must be a credit earned for a Grade 12 compulsory English course.

** In groups 1, 2 and 3, a maximum of 2 credits in French as a second language can count as compulsory credits, one from group 1 and one from either group 2 or group 3.

*** A maximum of 2 credits in cooperative education can count as compulsory credits.

† The 12 optional credits may include up to 4 credits earned through approved dual credit courses.

Diploma Requirements

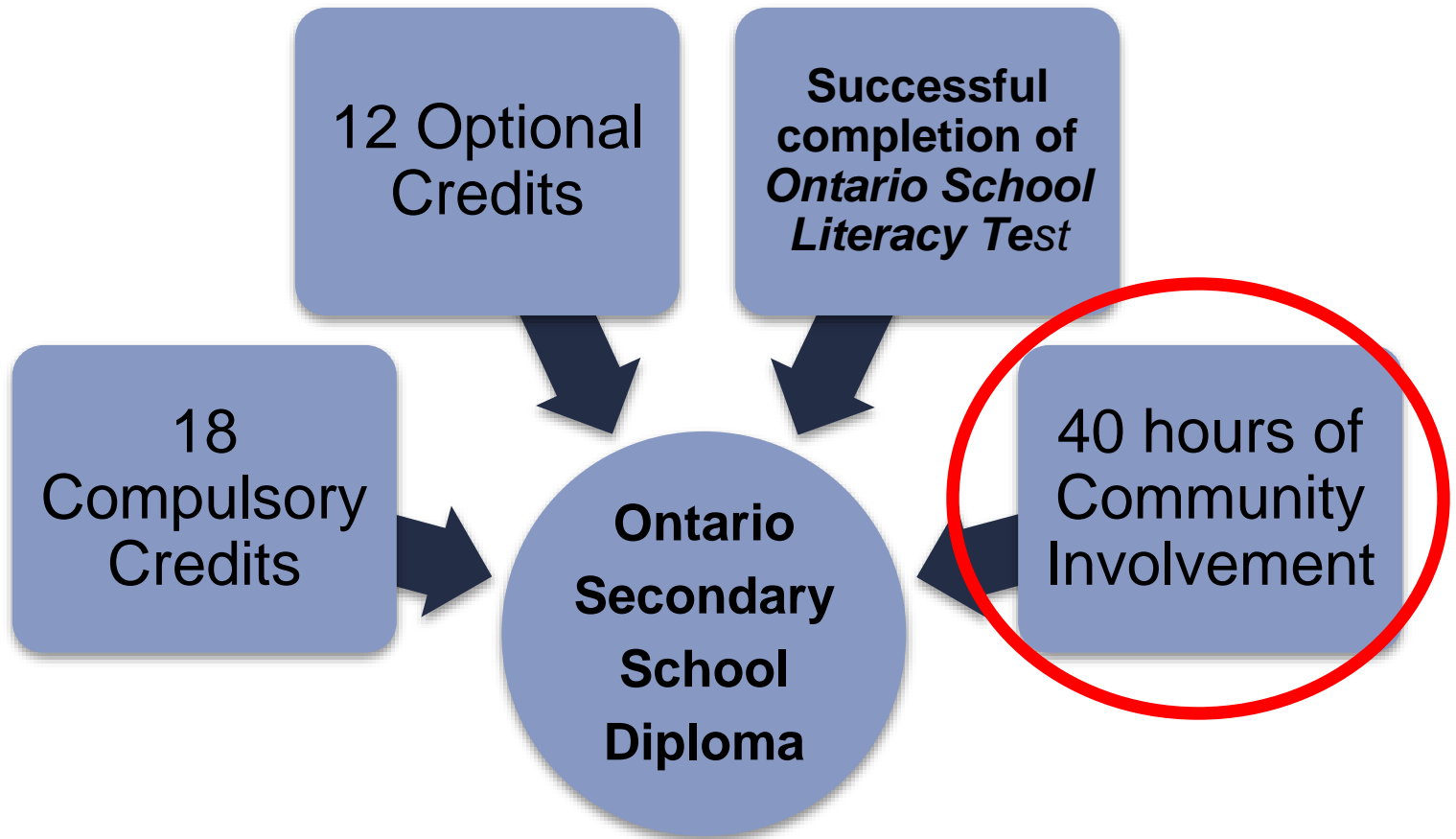


Literacy Test (OSSLT)

- Write in spring of Grade 10 year
- reading and writing expectations up to and including grade 9
- Accommodations, deferrals, and exemptions may be appropriate for some students
- Practice test for students
- After school prep-course is often offered to assist students



Diploma Requirements



Community Involvement

- Need to complete 40 hours to graduate
- Why?
 - Encourages community values and participation
 - Begins your professional network
 - Reinforces the importance of volunteerism
- Students need to keep records of their activities
 - Information and forms available in BOSS guidance office to help you track community involvement



Want to start in the summer? Get your activity approved by BOSS Guidance first!

BOSS 49ers Club

- Recognition for students who complete their 40 hours by the end of their grade 9 year
- 49ers receive:
 - a special certificate
 - Top three: recognition in our Awards assembly



**“How do I know what
courses to take?”**



Individuals Pathways Planning (IPP)

- Your IPP in MBP helps you:
 - Identify your strengths and interests
 - Explore opportunities
 - Set goals for the future
- We continue to develop your IPP in high school



How to get started

Go to York Region Website



The screenshot shows the homepage of the York Region District School Board website. The header features the York Region logo and the tagline "Inspire Learning!". Navigation links include Careers, Newsroom, Contact Us, Feedback, and BWW Login. A search bar is present with the text "Google Custom Search" and a "Search" button. A dropdown menu for "Staff" is also visible. The main navigation bar includes links for Home, About Us, Board of Trustees, Schools, Programs & Services, Students, Parents, and Community. A "You Are Here" breadcrumb trail shows the current location as "Home". The "Online Tools" section on the right includes links for "Student Tools & Resources", "Individual Pathways Plan & Online Course Selection", and "School Year Calendar". The "Choose YRDSB Register Now!" banner is prominently displayed in the center. The "my PATHWAY planner" logo is also visible. A red arrow points from the "Go to York Region Website" text to the website screenshot.

York Region
DISTRICT SCHOOL BOARD

Inspire Learning!

Careers | Newsroom | Contact Us | Feedback | BWW Login

Staff: --Select an Application--

Google Custom Search Search

Home About Us Board of Trustees Schools Programs & Services Students Parents Community

You Are Here: [Home](#) Google Translate

Online Tools

[Message from the Chair](#)
Corrie McBain

[Choose YRDSB Register Now!](#)

[Student Tools & Resources](#)

[my PATHWAY planner](#) [Individual Pathways Plan & Online Course Selection](#)

[Message from the Director](#)
Louise Sirisko

[School Year Calendar](#)
Elementary & Secondary Learning Calendars

How to get started

Login using your credentials; will redirect to myBlueprint account

https://mypathwayplanner.yrdsb.ca/LoginFormIdentityProvider/Login.aspx?ReturnUrl=%2FLoginFormIdentityProvider%2FDefault.aspx

Pages - Sur Disk Sec MyPathwayPlanner myBlueprint ERS - Course Offerin BOSS SHSM School New Visions Cloud Editby Login Student Confirmation Log in | Counselor SHSM School Resou



York Region
DISTRICT SCHOOL BOARD
Inspire Learning!

my PATHWAY planner Grades 7 - 12 Individual Pathways Plan and Course Selection

Please login below to access MyPathwayPlanner

Domain:

User name:

Password:

Login

Step One: Activities to help

The screenshot shows a student account dashboard with a dark blue sidebar on the left and a light blue header. The sidebar contains a menu with the following items: Home, Who Am I (circled in red), High School, Post-Secondary, Work, Money, Guides, and Favourites. The header includes a 'Student Account' label, a grade selector set to 'Gr. 10', and a '200 points' badge. The main content area is titled 'Who Am I' and has two tabs: 'Surveys' (active) and 'Match Results'. Under the 'Surveys' tab, there are two survey cards: 'Learning Styles' and 'Personality'. Each card has a 'Start Survey' button. To the right of the survey cards is a 'Progress' section with a list of activities and their completion status: Learning Styles (checked), Personality (checked), Interests (checked), Knowledge (locked), Motivations (locked), and Compatibility (locked).

Student Account

Gr. 10 200 points

Who Am I

Surveys Match Results

Surveys

Learning Styles

How do you use your brain? Do you remember what you read? Are you good at remembering names? Each of us has a different learning style. What's yours?

Start Survey

Personality

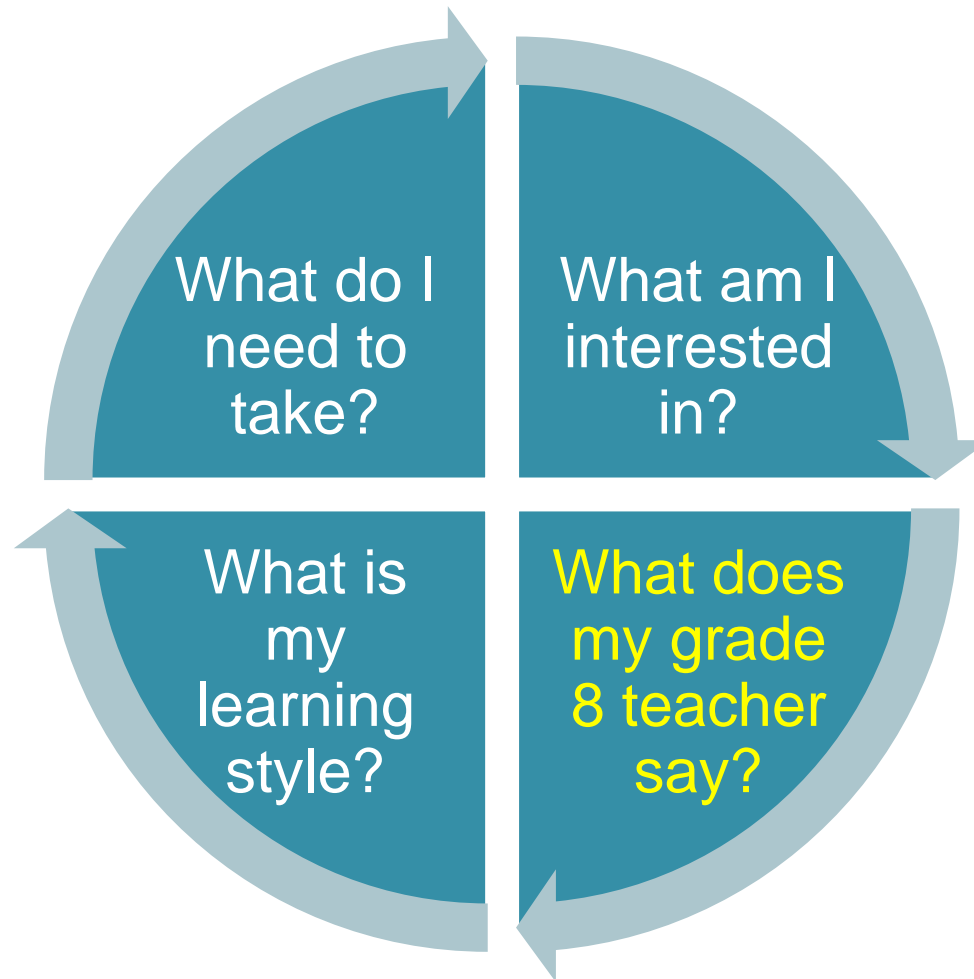
You are a unique individual; but we all have personality traits that are similar to others. Understand your personality to find opportunities that fit your type well.

Start Survey

Progress

- Learning Styles ✓
- Personality ✓
- Interests ✓
- Knowledge 🔒
- Motivations 🔒
- Compatibility 🔒

Step Two: Think About Yourself




Step Three: Understand the Course Requirements

Compulsory Courses (6)

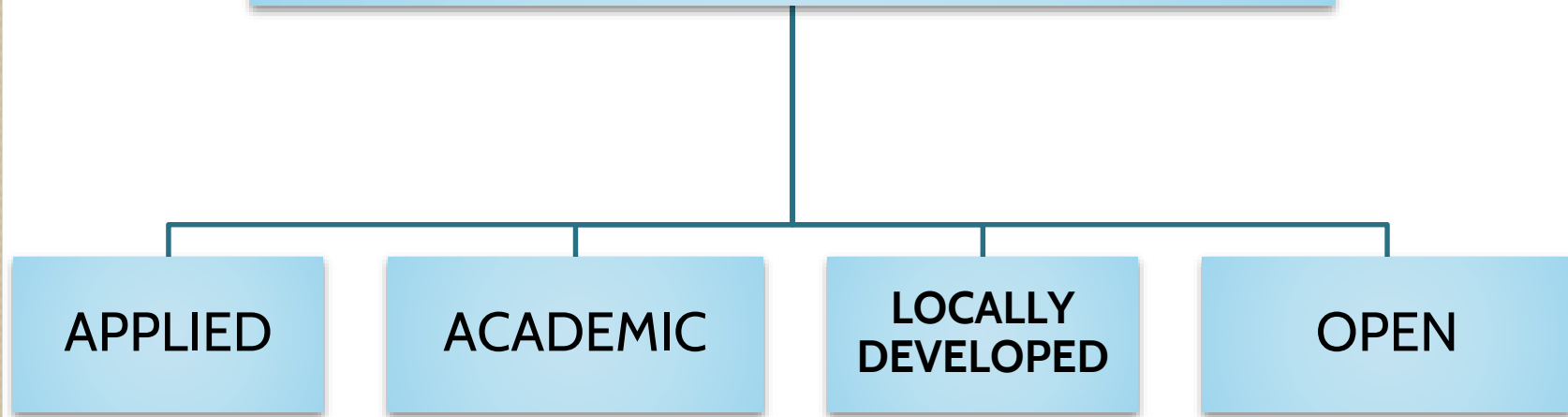
- English
- Mathematics
- Science
- Geography
- French
- Physical Education

Elective Courses (2)

- Drama
- Exploring Technologies
- Cosmetology
- Exploring Family Studies
- Intro. to Business
- Intro. to Business Technology
- Music – Vocal, Keyboarding, Instrumental (band)
- Visual Arts
- Non-Traditional Art
- Repertoire



COURSE PATHWAY TYPES in Grades 9 and 10



Choose according to what you need in Grade 9,
not the end of high school.

LISTEN TO YOUR GRADE 8 TEACHER.

Course Levels for Compulsory Courses (Review)

PATHWAY	ABILITY	APPROACH
APPLIED <i>Max = 22 students</i>	Working at or above grade level	Step by step approach to learning using theory and practical “real-life” examples.
ACADEMIC <i>Max = 28 students</i>	Working at or above grade level <ul style="list-style-type: none">• <i>achievement of level 3 (70%) or above</i>	Theoretical and independent approach to learning with a focus on critical thinking skills
LOCALLY DEVELOPED <i>Max = 16 students</i>	Working below grade level in Math, English and Science	Guided approach to learning using practical examples and concrete objects.

It is common for students to select a combination of applied and academic courses.

Comparing Grade 9 Math Courses

Applied

- **Prerequisite skills**
 - All required skills will be reviewed
- **Homework:** 15-25 min/night
- **Units:** 3 main strands
- **Outcome:** leads to all destinations

Academic

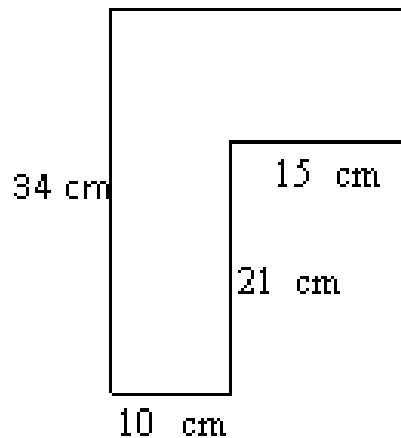
- **Prerequisite Skills**
 - Integers
 - Rational Numbers
 - Ratio, Proportion, Percent
 - Geometry
- **Homework:** 30-45 min/night
- **Units:** 4 main strands
- **Outcome:** leads to all destinations

Compare Styles of Learning

Applied

- Concrete
- Practical

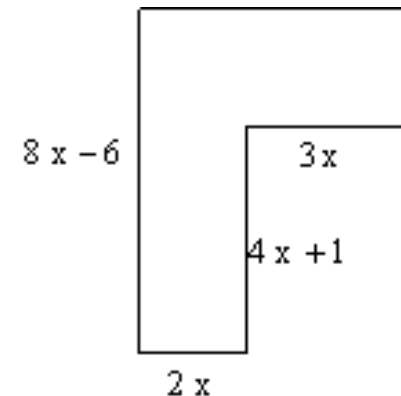
Find the area.



Academic

- Concrete
- Practical
- Abstract

Find an expression for the area.



Science

Strand	Academic	Applied
Biology	Sustainable Ecosystems	Sustainable Ecosystems and Human Activity
Chemistry	Atoms, Elements, and Compounds	Exploring Matter
Physics	The Characteristics of Electricity	Electrical Applications
Earth and Space Science	The Study of the Universe	Space Exploration

English: Reading the Novel

Academic

- you are a strong, independent reader
- you understand explicit (obvious) and implicit (hidden) ideas

Applied

- you understand most ideas in text, but you need some teacher support

Essential

- you have difficulty with reading comprehension
- you need intensive teacher support to understand and keep pace

English: Writing the Essay

	<u>Academic</u>	<u>Applied</u>	<u>Essential</u>
Your Abilities	<ul style="list-style-type: none">- you are able to write a clear, logical, multi-paragraph assignment- you can correct most grammatical and mechanical errors- you have a good vocabulary	<ul style="list-style-type: none">- you need some help to organize your ideas and make them clear- you need some help to correct common sentence errors	<ul style="list-style-type: none">- you are learning proper sentence structure- you are practising the use of capitals, commas, and periods- you are in the paragraph writing stage and would have difficulty writing an essay
Your Tasks			

Geography

The practical, applied learner...

Cultural Fair

- In a conversation with your family determine your ethnic and cultural background (including languages)
- Find out additional information about your religion, traditions and food
- Create a poster to display your work
- Bring a sample of your culture to school for show and tell.

The theoretical, academic learner

Cultural Fair

- Research information into your ethnic and cultural background. Be prepared to compare the differences with others of a similar background
- Use primary sources (like family) but also high quality sources such as books and journals
- Create a poster, blog, or digital presentation to display your work
- Be prepared to present your work to your peers and teacher

French

Applied

- Teacher speaks French and sometimes adds explanations in English
- More basic vocabulary study
- More teacher guided and group activities
- Written and oral assignments involving simple and routine tasks
- May be best for students who are challenged in French, have special learning needs, don't want to continue French, have mostly applied level courses

Academic

- Teacher speaks French most of the time with some explanations in English
- Faster paced study of vocabulary and grammar
- More independent and group activities with fewer teacher centered activities
- More reading and listening activities; written and oral assignments involving simple but challenging activities
- May be best for students who like French class, are following academic pathway and may plan to take more French courses

French (Open Level) FSF1O1

For students who have LESS than 600 hours of French instruction

This might be you if you are:

1. new to Canada
2. still working on English skills
3. from an English speaking country where you didn't learn French

Physical Education: Active and Healthy Living (Open)

TYPES	COURSE CODE
FEMALE	PPL108
MALE	PPL109

*Be sure to select the correct gym
course!*

Understand your electives

Compulsory Courses

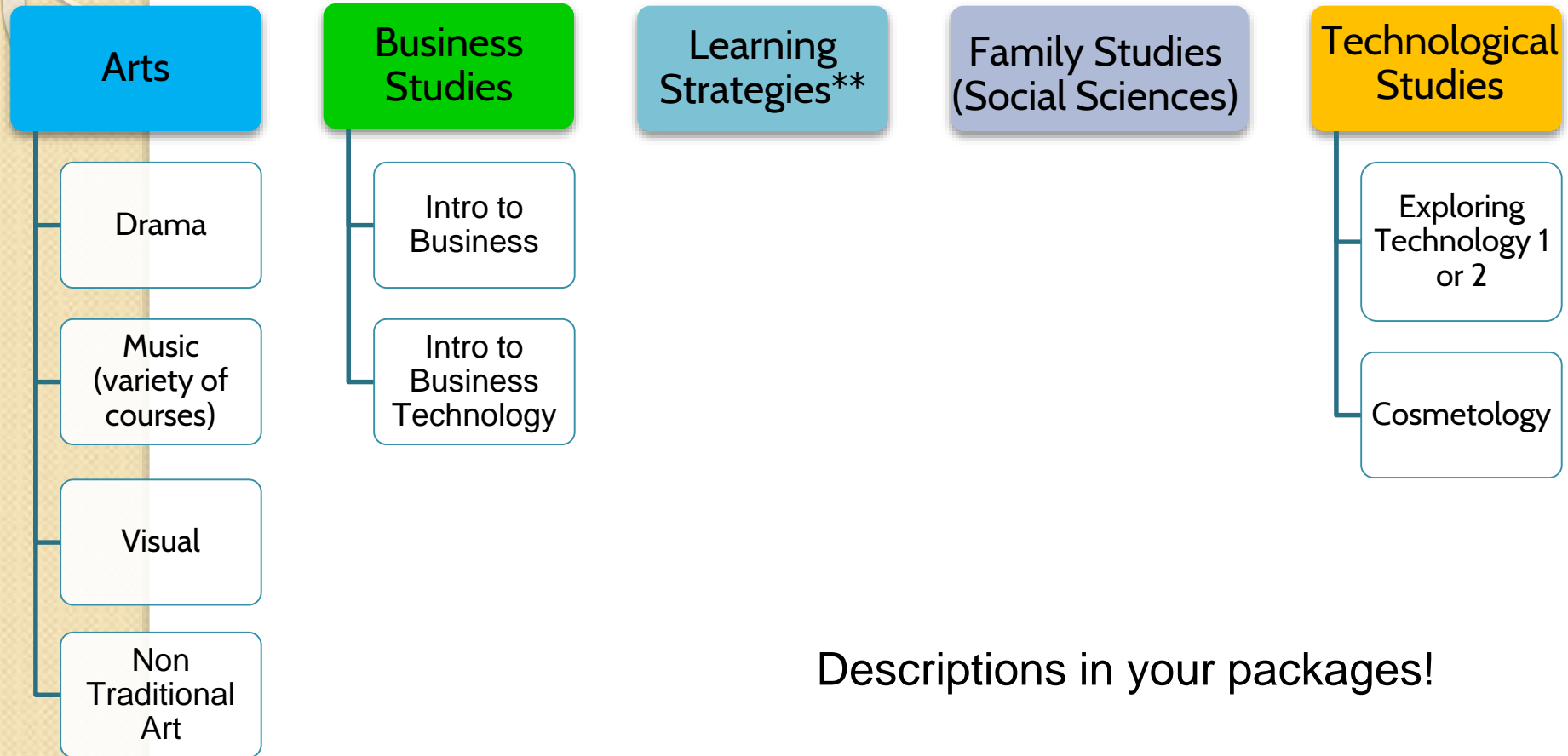
- English
- Mathematics
- Science
- Geography
- French
- Physical Education

**ALSO...pick two alternatives
you would be happy to take!**

Elective Courses—TWO!

- Drama
- Exploring Technologies
- Cosmetology
- Exploring Family Studies
- Intro to Business
- Intro to Business Technology
- Music – Vocal, Keyboarding, Piano, or Instrumental (band)
- Repertoire
- Visual Arts
- Non-Traditional Art

ELECTIVE COURSES FOR GRADE 9



Descriptions in your packages!

**Only for students with an IEP

ARTS -- Drama

For ELL students



Drama (ADA1O1 or ADA2OL)

Students will construct, discuss, perform, and analyse drama, and then reflect on the experiences to develop an understanding of themselves, the art form, and the world around them

Drama is also offered in grade 10.

Dance Fusion is offered in Grade 10.



ARTS--Music



- Instrumental (Band)*
- Vocal
- Keyboarding*
- Piano Accompaniment (grade 8 piano)

*offered at both experienced and beginner

ARTS--Repertoire

Students can take additional credit music credit

AMR1O1 or AMR1O2

Repertoire is a weekly rehearsal after school once a week for both semester 1 and 2. A credit is granted for this time.

- Repertoire can be added as a 9th course; add AFTER you add all your other courses (extra box will open up)

Band, Keyboarding and Vocal courses continue in grade 10.

ARTS -- Visual Arts



Visual Arts (AVI1O1)

- learn the basics: elements of design, principles of composition, various expressive qualities of different materials, techniques, and styles
- work with mixed media, printmaking, clay, and drawing.
- some art history is studied as a focus for some projects.
(prehistoric, ancient Egypt, Greece and Rome)

Visual Art continues in grade 10

Non Traditional Art (AWT1O1)

- engage in the creative process as they explore the **digital** disciplines of photography, digital imaging, and mixed media
- analyze the unique characteristics of Media Arts
- create personal monograms, logos in graphic design, object “selfie”, and graffiti art.

Media Arts is offered in grade 10

BUSINESS

Introduction to Business Technology (BTT1O1)

- develop word processing, spreadsheet, database, desktop publishing, presentation software, and website design skills

Introduction to Business (BBI1O1)

- learn about functions of business such as accounting, marketing, information technology, human resources and production

Same courses are offered in Grade 10

- Plan out to create more elective choices



SOCIAL SCIENCES--Family Studies

Exploring Family Studies: World of Adolescents (HIF1O1)

- cook simple foods, design cool bedrooms, sew their very own pajama pants, and become caring friends/parents
- learn skills to become responsible, well-rounded individuals

Grade 10 course is Food and Nutrition.



TECHNOLOGICAL STUDIES



- opportunities to design and create products
- work with the various tools, equipment, and software frequently used in industry.

Package One TIJ101

Communication Technology
Technological Design

Package Two TIJ102

Construction Technology
Transportation Technology

Select ~~between~~ two options. You may not take both.

Each package is made up of two imodules. One credit.

TECHNOLOGY-- Cosmetology

- use a variety of tools and products used in the beauty industry
- participate in the specialized room using “real equipment”
- learn to do manicures and polish applications, braiding, updo's
- understand hair treatments, skin care routines and use of hot tools (ie: curling iron and flat iron)
- learn about pathways leading to various careers in the field of **Hairstyling and Aesthetics (hair and skin care)**

Offered to both grade 9 and 10 students!

Registration Package

What do I hand in?
What if I'm considering a transfer?



Want to go to another York Region school?

Transfer

- Registration sheet goes to “home school”
- Transfer request form needs to be handed in to “home school”
- Family needs to hand the package **BEFORE Feb 1st**

Specialized Program

- Bill Crothers, Milliken IB, Arts at Unionville, Markville Gifted
- they will inform you about the decision
- registration sheet to Bur Oak if you don't know by due date
- course selection re-done at new school if you have already submitted Bur Oak

Course Selection:



Reminder:

- All grade 9 students take **8 courses**
- Select:
 - 6 compulsory
 - 2 electives
 - 2 alternatives
- ELLs need to select 2 English credits
- Students with IEP may want Learning Strats.
- If you choose vocal or instrumental music, you need to decide about AMR (9th credit)

Go to Board Website: www.yrdsb.ca

York Region DISTRICT SCHOOL BOARD

Inspire Learning!

Careers | Newsroom | Contact Us | Feedback | BWW Login

Staff: --Select an Application--

Google Custom Search Search

Home | About Us | Board of Trustees | Schools | Programs & Services | Students | Parents | Community

You Are Here: [Home](#)

Google Translate

Online Tools

- [Student Tools & Resources](#)
- [my PATHWAY planner](#)
- [Individual Pathways Plan & Online Course Selection](#)
- [School Year Calendar](#)
Elementary & Secondary Learning Calendars

Message from the Chair
Corrie McBain

Message from the Director
Louise Sirisko

Choose YRDSB
Register Now!

Log in with your information



Please login below to access MyPathwayPlanner

Domain:

User name:

Password:

Login

You will re-direct to *My Blueprint*

Go to: *Highschool, then Plan*

The screenshot displays a student account interface. On the left is a dark blue sidebar with a menu containing icons and labels: Home, Who Am I, High School (circled in red), Post-Secondary, Work, Money, Guides, and Favourites. The main content area has a light blue header with 'Student Account' and a 'Gr. 9' dropdown. Below the header, the 'High School' section is active, with 'Plan' and 'Courses' tabs (the 'Courses' tab is circled in red). The 'Plan' tab shows a search bar with 'Bur Oak S.S.' and a 'Filters' section with 'Grade' and 'Discipline' dropdowns, and a 'Search Courses...' button. Below the filters is a list of course categories: Arts, Business Studies, Canadian and World Studies, Career Studies/Civics, Computer Studies, Cooperative Education, and Dual Credit.

Student Account

Gr. 9

High School

Plan Courses

Bur Oak S.S.

Filters: Grade Discipline Search Courses...

Arts

Business Studies

Canadian and World Studies


Career Studies/Civics

Computer Studies

Cooperative Education

Dual Credit

Select Courses—Instructions in Package




- Home
- Who Am I
- High School
- Post-Secondary
- Work
- Money
- Guides
- Favourites

High School

[Plan](#) [Courses](#)

Bur Oak S.S.

[Course Calendar](#) [View Plans](#)

 Your courses are **Not Submitted**

1 Step 1
Add Courses

2 Step 2
Review Courses

3 Step 3
Submit Courses

[Review Course Selections](#)

Grade 9 Next Year	Grade 10 Plan Ahead	Grade 11 Plan Ahead	Grade 12 Plan Ahead
+ English	+ English	+ English	+ English
+ Mathematics	+ Mathematics	+ Mathematics	+ Course
+ Science	+ Science	+ Course	+ Course
+ French As a Second ...	+ History	+ Course	+ Course
+ Geography	+ Career Studies/Civics	+ Course	+ Course
+ Health and Physical ...	+ Course	+ Course	+ Course
+ Course	+ Course	+ Course	+ Course
+ Course	+ Course	+ Course	+ Course

Alternates

+ Alternate

+ Alternate

Graduation Indicator

Planned _____ 0

Earned _____ 0

Required _____ 0/30

Total Credits _____ 0


[View Progress](#)

SHSM Planner

Your school offers 5 Specialist High Skills Majors

[Learn More](#)

Pathway Eligibility



Add more course(s) to unlock Post-Secondary Eligibility

Sample Course Selection

www.yrdsb.ca

Click: Review Course Selection

Official High School Plan • [Course Calendar](#) [View Plans](#)

✖ Your courses are **Not Submitted**

Step 1 Add Courses **Step 2** Review Courses **Step 3** Submit Courses [Review Course Selections](#)

Grade 9 Next Year	Grade 10 Plan Ahead	Grade 11 Plan Ahead	Grade 12 Plan Ahead
English ENG101 • 1 Credit	English	English	English
Foundations of Mathe... BFME101 • 1 Credit	Mathematics	Mathematics	Course
Science SNC101 • 1 Credit	Science	Course	Course
Learning Strategies I - ... GLS101 • 1 Credit	History	Course	Course
Dance APC101 • 1 Credit	Civics	Course	Course
Healthy Active Living ... PPS101 • 1 Credit	Careers	Course	Course
Food and Nutrition FHN101 • 1 Credit	Course	Course	
Issues in Canadian Ge... GIC101 • 1 Credit	Course	Course	

→


Graduation Indicator

Planned _____ 8

Completed _____ 0

Of 30 _____ 0/30

Total Credits _____ 8



[View Progress](#)

Pathway Eligibility

Apprenticeship _____ 2

College _____ 0

University _____ 0

Workplace _____ 0

Submit after you show your teacher

Review Courses

1 Review your course selections before submitting. Once submitted, you can no longer make changes in myBlueprint.

Step 1
Add Courses

2 **Step 2**
Review Courses

3 **Step 3**
Submit Courses

Submit Course Selections

1 Review Course Selections

<input checked="" type="checkbox"/>	ENG1D1 English	No Issues
<input checked="" type="checkbox"/>	MFM1P1 Foundations of Mathematics	No Issues
<input checked="" type="checkbox"/>	SNC1D1 Science	No Issues
<input checked="" type="checkbox"/>	GLS1O1 Learning Strategies 1 - Skills for Success in Secondary School	No Issues
<input checked="" type="checkbox"/>	ATC1O1 Dance	No Issues
<input checked="" type="checkbox"/>	PPL1OM Healthy Active Living Education	No Issues
<input checked="" type="checkbox"/>	HFN1O1 Food and Nutrition	No Issues

This selection is “locked in”

Changes can only be made by BOSS now



Print Sign Off Sheet

Submission Details

! Print Sign-Off Sheet and return signed copy to your school



Step 1

Add Courses



Step 2

Review Courses



Step 3

Submit Courses

Print Sign-Off Sheet

Success

Your course selections have been submitted to your Counsellor for review. Please print the Sign-Off Sheet and return the signed copy to your school.

Note: Speak to your Counsellor to discuss any changes that you wish to make to your Course Selections

[Back to High School](#)

Get parent/guardian to sign



Course Selection Sign Off Sheet

Page 1 of 2

STUDENT LAST14, FIRST14 (18+)	OEN 00001014	SCHOOL Demo High School 1
EMAIL DEMOEMAIL55@DEMO.COM	GRADE 9	

Courses Selected (8)

CODE	COURSE	TYPE	CREDIT	REQUIREMENT	ISSUES
ENG2D1	English	D	1	Eng	
MFM2P1	Foundations of Mathematics	P	1	Math	
SNC2D1	Science	D	1	Sci	
CHC2P1	Canadian History in the 20th century	P	1	His	
PPL2OM	Healthy Active Living Education	O	1	Grp2	
HIF2O1	Exploring Family Studies	O	1	Grp1	
CHV2O1	Civics and Citizenship	O	0.5	Civ	
GLC2O1	Career Studies	O	0.5	Car	
ICS2O1	Introduction to Computer Studies	O	1	Elec.	

Alternate Courses Selected (2)

TCJ2O1	Construction Technology	O	1		
ADA2O1	Drama	O	1		

Ontario Secondary School Diploma Status

	ENG	FRE	MATH	SCI	ART	PE	CIV	CAR	HIS	GEO	GRP1	GRP2	GRP3	COMP.	ELEC.	TOTAL
EARNED	0/4	0/1	0/3	0/2	0/1	0/1	0/5	0/5	0/1	0/1	0/1	0/1	0/1	0/18	0/12	0/30
ON TRACK*	2/4	1/1	2/3	2/2	0/1	1/1	.5/.5	.5/.5	1/1	1/1	1/1	1/1	1/1	14/18	2/12	16/30

* On Track includes earned, current and next year courses. Students must also complete 40 hours of Community Involvement and the Ontario Secondary School Literacy Test to graduate. Please see your Counsellor for your current status regarding these requirements.

Student Signature: _____ Parent/Guardian Signature: _____

Date: _____

Choose Carefully

- The number and type of classes are based on your course selections
 - Classes are based on the maximum number of students who select a course
- Little flexibility to change your courses once the timetable is made
 - Avoid disappointment – talk with your Gr. 8 teacher(s); reflect on your interests and academic skills to make good choices

Next Steps

- Fill out the **Registration Form**
- Complete Course Selection Online
- Print out the completed form
- Hand in the course selection printout and registration form to your teacher by _____ (your teacher will tell you)
- Ambassador visits in the spring
- Registration in last week of August;
Orientation in September

Questions?

